



October 2017

The New York State Domestic Violence Dashboard contains statistical information detailing the state’s response to domestic violence and the assistance that a variety of executive branch agencies and the courts provide to victims, survivors and their children.

This is the 10th year that the Dashboard has been published by the State Office for the Prevention of Domestic Violence (OPDV) and the state’s Domestic Violence Advisory Council. The Dashboard details data from 2016 and annually back to 2007, the first year OPDV collected data for this purpose.

The 10-year trends continue to confirm what providers are seeing in the field: domestic violence disproportionately affects women and children; public assistance provides critical support to victims and their families; and teenagers, young adults, and older adults are affected by intimate partner violence in ways that require specialized training and skills in addition to age-appropriate services and resources.

Key data points:

- Statewide, intimate partner homicides increased significantly, with 78 reported as compared to 64 in 2015 (22%). This is a sharp contrast to the total number of homicides in the state, which increased by 2 percent last year after reaching the second lowest number ever reported in 2015.
- The increase was attributable to the number of intimate partner homicides in New York City, which until 2016 had been on a five-year decline. There were 39 intimate partner homicides, as compared to 26 in 2015. Intimate partner homicides in counties outside of New York City increased by two: 37 vs. 39.
- While intimate partner homicides increased, the number of assaults where intimate partners were the victims decreased slightly (2%). Women were victims in 61 percent of those assaults.
- The number of orders of protection required to be reported in the state’s protective order registry reached a five-year high.
- More individuals took advantage of the state’s Address Confidentiality Program: 1,450 vs. 1,016 in 2015. The program resulted in 19,878 pieces of mail being redirected last year, as compared to 15,450 pieces of mail the year before.
- While the number of claims paid by the state’s Office of Victim Services to victims of domestic violence declined by 16 percent, the compensation disbursed as a result of those claims increased 12 percent (\$1.9 million vs. \$2.1 million).

The data detailed here reflects a commitment across agencies to screen for domestic violence. Quantifying the response to this crime also allows OPDV to provide reliable information to stakeholders so that they can use it to better inform local and state decision-making, policies and programs.

We also publish a [Domestic Violence Dashboard Guide](#), which contains additional information about the publication and explanations of the data points it includes. We will update this guide as necessary to ensure it remains useful and relevant. I welcome your feedback about the Dashboard and the ways in which it can be improved. Thank you for your work in the field to improve services and raise awareness and, most importantly, assist and support those who have been affected by domestic violence.

Gwen Wright, Executive Director

The following agencies contributed to the Domestic Violence Dashboard:

[NYS Office for the Prevention of Domestic Violence \(OPDV\)](#)

[NYS Department of Corrections and Community Supervision \(DOCCS\)](#)

[NYS Division of Criminal Justice Services \(DCJS\)](#)

[NYS Office of Alcoholism and Substance Abuse Services \(OASAS\)](#)

[NYS Office of Temporary and Disability Assistance \(OTDA\)](#)

[NYS Office of Children and Family Services \(OCFS\)](#)

[NYS Office of Victim Services \(OVS\)](#)

[NYS Office for the Aging \(OFA\)](#)

[NYS Office of Court Administration \(OCA\)](#)

[NYS Department of Health \(DOH\)](#)

[NYS Department of State \(DOS\)](#)

[NYS Domestic & Sexual Violence Hotline \(D&SVH\)](#)

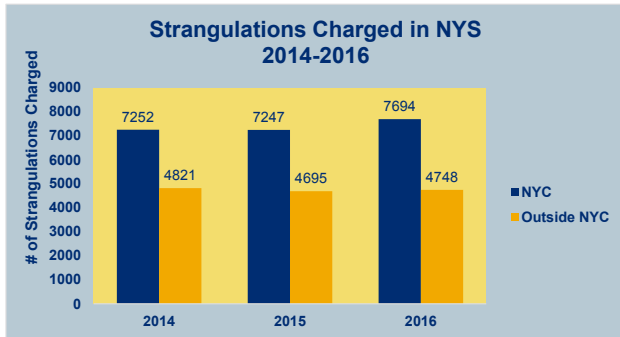
[Safe Horizon](#)

PUBLIC SAFETY

Strangulation and Homicide

Strangulation

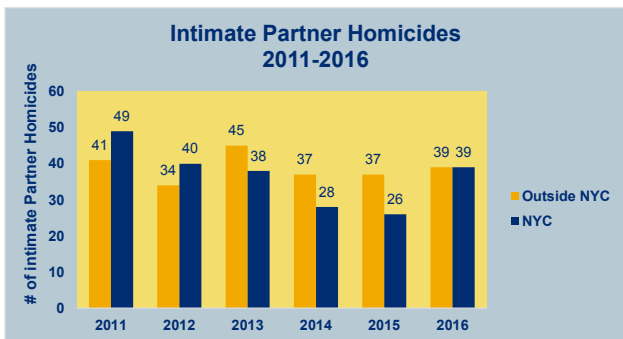
Strangulation offenses charged at arrest and arraignment in New York State increased 4.5 percent as compared to 2015: New York City experienced a 7.1 percent increase; the rest of the state saw a 0.5 percent increase.



Source: DCJS

Intimate Partner Homicide

Total homicides increased 2 percent (618 to 629) from 2015 to 2016 while the number of intimate partner homicides increased by 22 percent, from 64 to 78.



In 2016, 48 percent of female homicide victims aged 16 and older were killed by an intimate partner, as compared to 4 percent of male homicide victims.

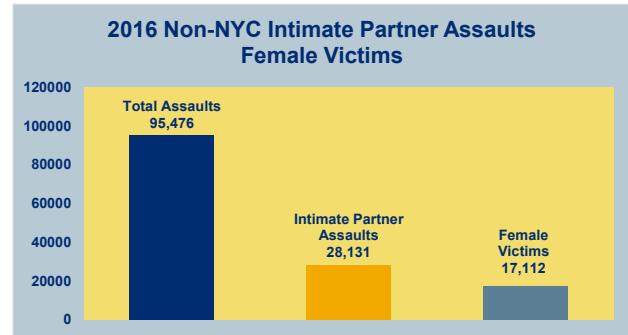
Firearms were used in 25 of the 78 intimate partner homicides (32%). Cutting/stabbing instruments were used most frequently in intimate partner homicides: 32 of 78 (41%).

Source: DCJS

Enforcement and Community Supervision

Police

There were 95,476 total assaults reported by police agencies outside of New York City. Of these, 28,131 (29%) were committed by intimate partners and females were the victim in 79 percent of these assaults.



Since 2015, total assaults and intimate partner assaults are down 2 percent. Intimate partner assaults where females were the victim also declined 2 percent.

Police outside of New York City responded to 187,605 domestic incidents in 2016, a 1 percent decrease from the year before.¹

Source: DCJS

Probation

Local probation departments added 5,904 new criminal court domestic violence cases to their caseloads in 2016. This represents a 5 percent decrease from 2015.

Local probation departments saw a 10 percent increase in Family Court cases: 102 vs. 92 in 2015.

Source: DCJS

Parole

In 2016, 24 percent (6,577) of the 27,403 individuals on parole were identified as having a domestic violence history, which was a slight increase from 2015. That year, 22 percent (6,087) of the 27,667 individuals on parole were identified as having a domestic violence history.

Source: DOCCS

¹ The data is based on DIRs received in 2016 and entered into the repository as of 5/1/2017.

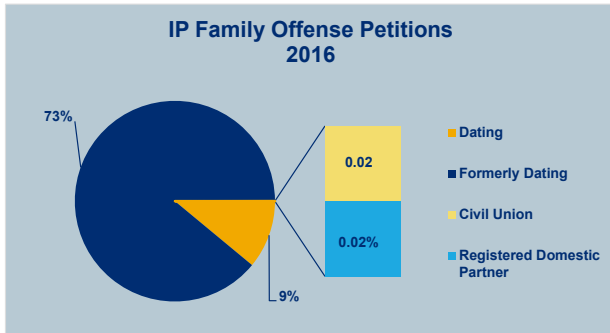
PUBLIC SAFETY

Courts

Family Offense Filings

In 2016, 19 percent of the family offense filings in the state fell under the expanded definition of intimate relationship. This represents a 1 percent increase over 2015.

The number of expanded definition family offense filings involving individuals in current or former same-sex relationships remained consistent: approximately 5 percent in 2016 and 2015. This percentage has remained relatively stable since the 2008 enactment of Expanded Access.



In 2016, 41 domestic violence courts, 41 integrated domestic violence courts and three youthful offender domestic violence courts operated across the state.

Orders of Protection

Courts issued 310,395 orders of protection that were required to be entered in the state's Order of Protection Registry,² representing a 6 percent increase from 2015.



² Under Executive Law § 221, the Office of Court Administration calls orders that must be filed with the registry "required." These orders involve intimate partners or family members. Other orders of protection issued against unrelated parties such as neighbors are "not required" to be filed with the registry and are not included here.

Family Court Orders of Protection:

Of the 60,700 filings:

Statewide:

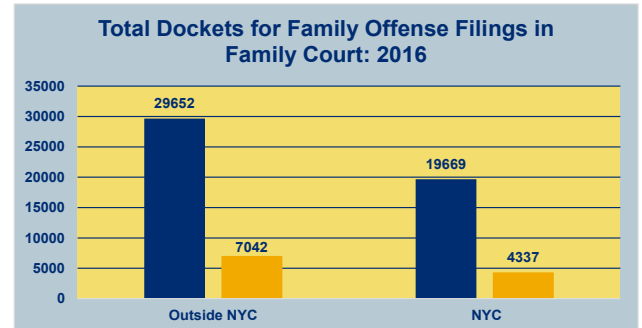
- 49,321 petitions (81 percent) were brought against non-intimate partner/other family members
- 11,379 petitions (19 percent) were brought by intimate partners

New York City:

- 19,669 (82 percent) were brought against non-intimate partners/other family members
- 4,337 (18 percent) were brought against intimate partners

Rest of State:

- 29,652 (81 percent) were petitions brought against non-intimate partners/other family
- 7,042 (19 percent) of the dockets filed outside of NYC were petitions brought against intimate partners



Source: OCA

PUBLIC HEALTH and WELFARE

Crime Victim Compensation

Total compensation for domestic violence claims increased by 12 percent, from \$1.9 million in 2015 to \$2.1 million in 2016, but the number of claims decreased 16 percent.

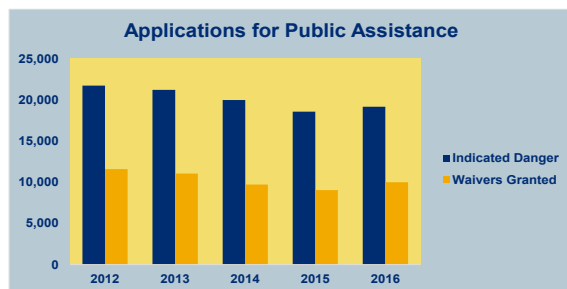
Fewer claims were paid to victims of sexual assault: 653 in 2015 vs. 584 in 2016. Total compensation for sexual assault claims was \$776,753, a 5 percent decrease from \$819,906 in 2015.

Source: OVS

Public Assistance

Applicants for public assistance indicated danger due to domestic violence 19,152 times, a 3 percent increase from 2015.

Family Violence Option (FVO) waivers were granted to 9,987 applicants under the Temporary Assistance Program, representing an 11 percent increase from 2015.



Source: OTDA

Domestic and Sexual Violence Hotlines

- The New York City Domestic Violence Hotline received 83,687 calls in 2016, a 5 percent decrease from 87,904 calls in 2015.

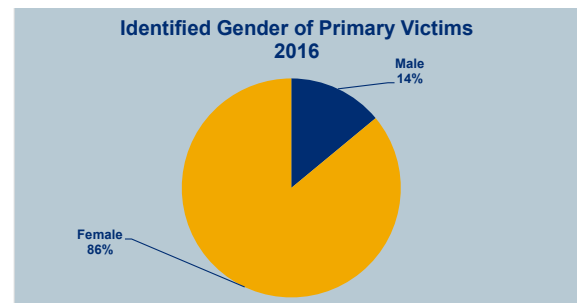
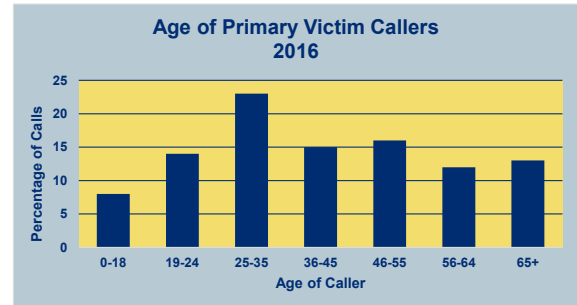
Source: Safe Horizon

- The state's Domestic & Sexual Violence Hotline received 8,584 calls, an 18 percent increase from 2015.

Outside New York City, the state hotline received the highest call volume from Erie (14%), Westchester (12%), Albany (11%) and Orange (8%) counties.

Individuals 25 through 35 made the most calls to the hotline.

Of the 6,229 primary victim callers: 86 percent identified as female; 14 percent male; and the remaining, trans female, trans male or noted as "unknown."



Source: OPDV

Healthcare

The state Department of Health collected the following data points from Oct. 1, 2015, through Sept. 30, 2016.³

- 5,213 hospital inpatient discharges and Emergency Department visits identified as domestic violence-related events, a 9 percent increase from 2015.
- Women were involved in 89 percent of all domestic violence events. Women also were admitted as inpatients more often than men: 7.5 vs. 6 percent.
- The average length of stay for domestic violence-related inpatients was seven days: 46 percent of individuals stayed for four days or longer, a possible indication of seriousness of injury.

Source: DOH

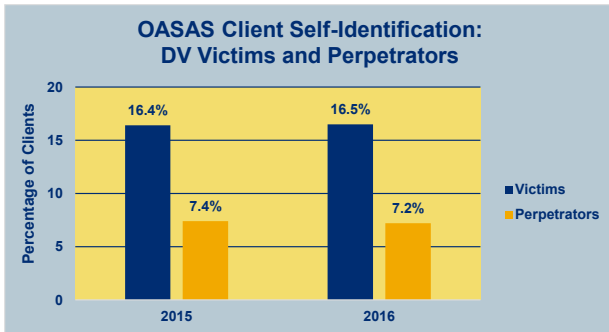
³ DOH reporting allows for up to six months to report, so to avoid a delay, the time frame for this report was modified to include the last quarter of 2015 and first three quarters of 2016.

PUBLIC HEALTH & WELFARE

Substance Abuse

OASAS treatment providers reported⁴ :

- 16.5 percent of clients self-identified as victims of domestic violence, nearly the same as 2015.
- 7.8 percent of clients self-identified as perpetrators of domestic violence, compared to 7.4 percent in 2015.



Source: OASAS

Address Confidentiality Program

There was a significant increase in the number of individuals who participated in the state's Address Confidentiality Program in 2016: 1,450, resulting in the redirection of 19,878 pieces of mail. In 2015, 1,016 individuals participated in the program with 15,450 pieces of mail redirected.

Source: DOS

Special Populations

Teens

There were three intimate partner (IP) homicides involving victims between 16 and 19 years old: two males and one female. In 2015, there were two IP homicides involving victims – one female and one male – in the same age group.

Source: DCJS

A total of 1,053 family offense petitions were filed by individuals who were 21 and younger, a 6 percent increase from 2015:

- Individuals 17 through 21: 1,011 (6% increase)
- Individuals 16 and under: 42 (6% increase)

Source: OCA

⁴ Total includes only Yes/No answers and excludes Don't Know or Refused to Answer.

Older Adults⁵

Of the older adults who self-reported as victims of intimate partner violence: 7 percent were referred to Adult Protective Services; 7 percent were referred to police; 13 percent were referred to services not specified; and 73 percent were not referred for additional services.

The average age of older adults who self-reported as victims of intimate partner violence was 75 with a gender breakdown of 60 percent female, as compared to 40 percent male.

Of the older adults who self-reported as victims of domestic violence:

- 47 percent were widowed;
- 20 percent were divorced;
- 13 percent were married;
- 13 percent were single or never married; and
- 7 percent were separated.

Of the older adults who self-reported as victims of domestic violence: 53 percent lived alone; 7 percent lived with a spouse; 7 percent lived with a spouse and others; 20 percent lived with relatives other than a spouse; and 2 percent lived with non-relatives.

Source: OFA

There were 2,545 family offense petitions filed for individuals who were 65 or older at the time of filing. This remained relatively unchanged from 2015.

Source: OCA

Protections for Pets

The number of temporary orders of protection issued in Family Court that included protection for companion animals totaled 536; this represented a 12 percent increase from 2015. There also was an increase in the number of final orders of protection, to 118 or 4 percent.

Source: OCA

⁵ The NYSOFA client level data reporting system is in the process of transitioning to a statewide system. During the data system transition period, NYSOFA was able to provide the above data using the SFY 2015-16 period.



About the Office for the Prevention of Domestic Violence

The agency's powers and duties are detailed in state Executive Law §575:

- Advise the governor and legislature on policies and practices for the State;
- Train professionals from all disciplines across the state about the intersection of domestic violence in their daily practice
- Serve as a resource regarding the issue of domestic violence by disseminating regular public awareness campaigns, publishing materials for use by non-profits and victims, distributing local assistance funds, and highlighting best practices in the field.

About the Advisory Council

Since 2006, the New York State Domestic Violence Advisory Council has become a vibrant interagency entity that has driven significant policy changes at no additional cost to the state. It has also enhanced data collection, encouraged and facilitated dialogue and sharing among and between agencies and organizations, and strengthened OPDV's efforts to increase public awareness and information sharing.

Membership

The Council includes representation from 14 state agencies, as well as three members appointed by the Governor, and six members appointed by the Governor upon recommendation of the legislature. The appointed members represent a broad cross-section of service providers, including advocates, human services providers, state agencies, judges, state police, and others. The Council is directed to meet twice annually.

Responsibilities

Section 4 of Executive Law § 575 established the NYS Domestic Violence Advisory Council, whose mission is to:

- Make recommendations on domestic violence related issues and effective strategies for preventing domestic violence.
- Help develop appropriate policies and priorities for effective intervention, public education and advocacy.
- Facilitate and assure communication and coordination of efforts among state agencies and between different levels of government, state, federal and municipal, for the prevention of domestic violence.

Note: At the time of publication, data about domestic violence programs and local domestic violence hotlines was unavailable. This Dashboard will be updated when data becomes available.